










# Ironing Press – Comparison Chart

If you need advice about ironing presses, just call us anytime on 0203 151 9850 and we'll talk through the options.

<b>Need help choosing?</b> <b>Call us on 0203 151 9850</b>									
<b>SIZE (LENGTH)</b>	55CM	64CM	68CM	80CM	81CM	90CM	91CM	101CM	78CM
<b>WATTAGE</b>	1350	1400	1600	1600	2200	2200	2400	2600	1500
<b>STEAM ON DEMAND</b>	✓	✓	✓	✓	✓	✓	✓	✓	X
<b>WATER FILTER SYSTEM WITH ANTI-SCALE TECHNOLOGY (TO ENSURE LONG PRESS LIFE)</b>	X	X	✓	X	✓	X	✓	✓	X
<b>STEAM BOOSTER (EXTRA STRONG STEAM FOR STUBBORN CREASES)</b>	X	X	✓	X	✓	X	✓	✓	X
<b>AUTOMATIC STEAM WHEN BRINGING DOWN PLATE</b>	X	X	✓	X	✓	✓	✓	✓	X
<b>IRON ATTACHMENT (USEFUL FOR COLLAR OR SMALL HARD TO PRESS AREAS)</b>	X	X	✓	X	✓	X	✓	✓	X
<b>EXTRA COVER AND FOAM (ALLOWS YOU TO WASH COVER OR REPLACE)</b>	✓	✓	✓	✓	✓	✓	✓	✓	✓
<b>EXTRA ANTI-SCALE WATER FILTER CARTRIDGE</b>	X	X	✓	X	✓	X	✓	✓	X
<b>TEMPERATURE DISPLAY</b>	LED LIGHTS	LED LIGHTS	LCD CLEAR DIGITAL DISPLAY	LED LIGHTS	LCD CLEAR DIGITAL DISPLAY	LED LIGHTS	LCD CLEAR DIGITAL DISPLAY	LCD CLEAR DIGITAL DISPLAY	LCD CLEAR DIGITAL DISPLAY
<b>PULL OUT WATER CONTAINER (MAKING IT EASIER TO FILL AND EMPTY)</b>	X	X	✓	X	✓	X	✓	✓	X
<b>SUITABILITY</b>	HOUSEHOLD USE. PERFECT FOR SHIRTS AND TROUSERS.	HOUSEHOLD USE. PERFECT FOR SHIRTS, TROUSERS AND SKIRTS.	HOUSEHOLD AND LIGHT COMMERCIAL USE. IRONS MULTI LAYERS. PERFECT FOR SHIRTS AND TROUSERS.	HOUSEHOLD USE. PERFECT FOR CLOTHES AND BEDDING.	HOUSEHOLD AND LIGHT COMMERCIAL USE. IRONS MULTI LAYERS. PERFECT FOR CLOTHES AND BEDDING.	HOUSEHOLD USE. IRONS UP TO KING SIZE BEDDING.	HOUSEHOLD AND LIGHT COMMERCIAL USE. IRONS UP TO KING SIZE BEDDING.	HOUSEHOLD AND LIGHT COMMERCIAL USE. IRONS MULTI LAYERS. IRONS UP TO KING SIZE BEDDING.	HEAVY COMMERCIAL USE. IRONS MULTI LAYERS. IRONS UP TO KING SIZE BEDDING.
<b>RECOMMENDED USAGE</b>	1 HOUR PER WEEK	2 HOURS PER WEEK	4 HOURS PER WEEK	2 ½ HOURS PER WEEK	4 HOURS PER WEEK	3 HOURS PER WEEK	5 HOURS PER WEEK	6 HOURS PER WEEK	40 HOURS PER WEEK
<b>SAFETY SHUTDOWN</b>	BUILT-IN SHUTDOWN SAFETY IF DEVICE IS LEFT IDLE WHEN CLOSED FOR 10 SECONDS OR OPEN FOR 15 MINUTES	BUILT-IN SHUTDOWN SAFETY IF DEVICE IS LEFT IDLE WHEN CLOSED FOR 10 SECONDS OR OPEN FOR 15 MINUTES	BUILT-IN SHUTDOWN SAFETY IF DEVICE IS LEFT IDLE WHEN CLOSED FOR 15 SECONDS OR OPEN FOR 15 MINUTES	BUILT-IN SHUTDOWN SAFETY IF DEVICE IS LEFT IDLE WHEN CLOSED FOR 10 SECONDS OR OPEN FOR 15 MINUTES	BUILT-IN SHUTDOWN SAFETY IF DEVICE IS LEFT IDLE WHEN CLOSED FOR 15 SECONDS OR OPEN FOR 15 MINUTES	BUILT-IN SHUTDOWN SAFETY IF DEVICE IS LEFT IDLE WHEN CLOSED FOR 10 SECONDS OR OPEN FOR 15 MINUTES	BUILT-IN SHUTDOWN SAFETY IF DEVICE IS LEFT IDLE WHEN CLOSED FOR 15 SECONDS OR OPEN FOR 15 MINUTES	BUILT-IN SHUTDOWN SAFETY IF DEVICE IS LEFT IDLE WHEN CLOSED FOR 15 SECONDS OR OPEN FOR 15 MINUTES	BUILT-IN SHUTDOWN SAFETY IF DEVICE IS LEFT IDLE WHEN CLOSED FOR 10 SECONDS OR OPEN FOR 15 MINUTES
<b>WATER TANK CAPACITY</b>	300 ML	300 ML	750 ML	300 ML	750 ML	300 ML	750 ML	750 ML	NO WATER TANK
<b>AUTOMATIC PRESSURE</b>	46 KG	46 KG	50 KG	46 KG	50 KG	46 KG	50 KG	50 KG	46 KG
<b>FAST HEAT-UP TIME</b>	4 MINUTES	4 MINUTES	2 MINUTES	4 MINUTES	2 MINUTES	4 MINUTES	3 MINUTES	3 MINUTES	3 MINUTES
<b>STEAM FLOW RATE</b>	CONTINUOUS: 30 G/MIN	CONTINUOUS: 30 G/MIN	CONTINUOUS: 90 G/MIN	CONTINUOUS: 30 G/MIN	CONTINUOUS: 90 G/MIN	CONTINUOUS: 30 G/MIN	CONTINUOUS: 90 G/MIN	CONTINUOUS: 120 G/MIN	NO STEAM
<b>WEIGHT</b>	9 KG	10 KG	11 KG	12 KG	12 ½ KG	16 KG	14 KG	15 KG	17 KG
<b>OPTIONAL STAND AVAILABLE</b>	✓	✓	✓	✓	✓	✓	✓	✓	X

**Tel:** 0203 151 9850 | **Website:** [www.ironingsupplies.com](http://www.ironingsupplies.com) | **Email:** [sales@ironingsupplies.com](mailto:sales@ironingsupplies.com)

Jerryfried & Co. Ltd trading as Ironingsupplies.com | VAT Reg: 322725184. Company registration: 1646204